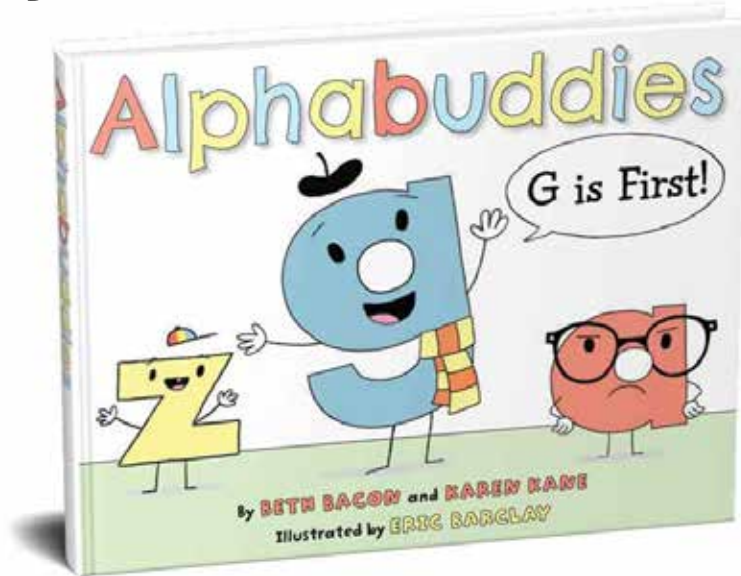




# Drawing Activity for Alphabuddies

## by Beth Bacon and Karen Kane



### Instructions

- Read the book **Alphabuddies: G Is First!** by Beth Bacon and Karen Kane, illustrated by Eric Barclay.
- Take a good look at the letters "g," "a," "z," and the number "3" in the book.
- Can you list some of the ways they seem similar to people? The letters have mouths, arms and legs, glasses and clothes!
- Now look at the letters on the following page. How would you turn these outlines into characters? Go ahead and draw eyes, arms, legs, glasses, hats, scarves, or clothes.
- What expressions will you give them?
- You may also make the letters speak by writing words inside the voice bubbles.
- When you are done, take a photo and share your drawing on social media! You can tag the picture with **@KarenKaneBooks** and **@EbooksAndKids** and the authors will respond to you!



**Alphabuddies: G Is First!** by Beth Bacon and Karen Kane, illustrated by Eric Barclay  
Share your creation on social media and tag @KarenKaneBooks and @EbooksAndKids